

208 students (Grades 4-6) completed the survey (**97%** response rate)

Students completed The Learning Bar's OurSCHOOL survey, which included two HCDSB developed questions about spirituality.

☆☆ Achieving

Average score for **Expectations for Success** (i.e., students feel teachers value academic achievement and hold high expectations for all students):

8.9 out of 10




Average score for **Positive Teacher-Student Relations** (i.e., students feel supported by their teachers and that teachers respond to their needs):

8.5 out of 10



+ Believing

My school encourages students to find or think about the meaning and purpose of our lives



There are adults I can talk to at school about spiritual issues

Belonging



87% of students report having a positive **sense of belonging** (i.e., feel accepted and valued by peers and others at school)



66% of students report **feeling safe attending school** (i.e., feel safe at school, and going to and from school)

184 students (Grades 7-8) completed the survey (**95%** response rate)

Students completed The Learning Bar's OurSCHOOL survey, which included two HCDSB developed questions about spirituality.

☆☆ Achieving

Average score for **Expectations for Success** (i.e., students feel teachers value academic achievement and hold high expectations for all students):

7.9 out of 10



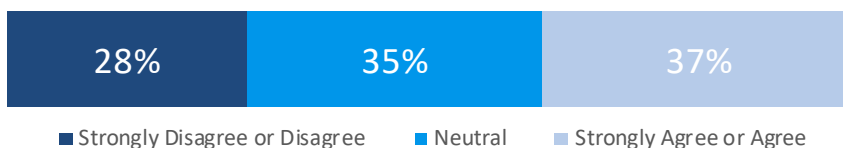
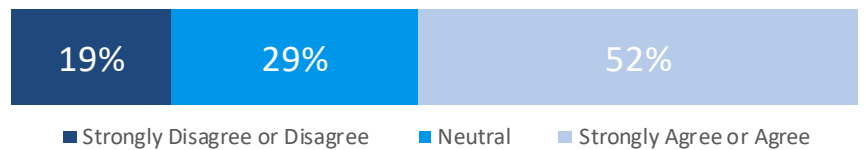
Average score for **Positive Teacher-Student Relations** (i.e., students feel supported by their teachers and that teachers respond to their needs):

6.9 out of 10



+ Believing

My school encourages students to find or think about the meaning and purpose of our lives



There are adults I can talk to at school about spiritual issues

🤝 Belonging



79% of students report having a positive **sense of belonging** (i.e., feel accepted and valued by peers and others at school)



69% of students report **feeling safe attending school** (i.e., feel safe at school, and going to and from school)